

## Technical data sheet

**SIMPSON**  
**Strong-Tie**

EPC-PC

### Post Cap & EPC End Post Cap

*The PC extension side plates function as tie straps where splices occur. EPC option should be used where the beam ends at the post. Standard connectors for post to beam connections.*

## Features

### Material

- Pre-galvanised mild steel

### Benefits

- **make the connection simple and fast**


## Applications

### Header member

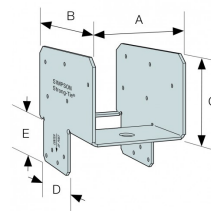
- Solid sawn timber and Glulam timber

### When to Use

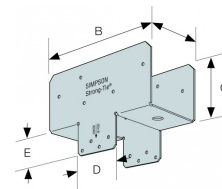
- Raised floors and terraces



OUTDOOR



EPC4Z Dimensions



PC4Z Dimensions

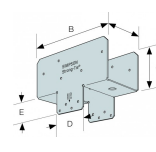
EPC-PC

Post Cap & EPC End Post Cap

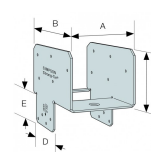
## Technical Data

### PC44 & EPC44 - Product Dimensions

References	Post Size [mm]	Dimensions [mm]						Holes	
		A	B	C	D	E	Thickness	Post	Beam
								Ø4.1	Ø4.1
PC4Z	89x89, 89x140, 89x185	90	178	76	67	41	1.6	8	10
EPC4Z	89x89, 89x140, 89x185	90	133	76	67	41	1.6	8	10



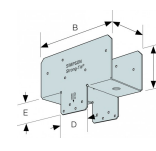
PC4Z Dimensions



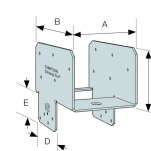
EPC4Z Dimensions

### PC4Z & EPC4Z - 89 x 89 Post - Fixings & Performance Values

References	Dimensions [mm]						Post size [mm]	Fasteners (3.75 x 75mm)		Safe Working Loads [kN]	
	A	B	C	D	E	Thickness		Post	Beam	Uplift short term	Lateral (Short Term)
PC4Z	90	178	76	67	41	1.6	89 x 89	8	10	6.58	5.60
EPC4Z	90	133	76	67	41	1.6	89 x 89	8	10	5.02	4.78



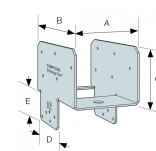
PC4Z Dimensions



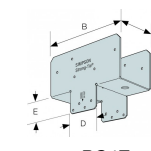
EPC4Z Dimensions

### PC4Z & EPC4Z - 89 x 140 Post - Fixings & Performance Values

References	Dimensions [mm]						Post size [mm]	Fasteners (3.75 x 75mm)		Safe Working Loads [kN]	
	A	B	C	D	E	Thickness		Post	Beam	Uplift short term	Lateral (Short Term)
PC4Z	90	178	76	67	41	1.6	89 x 140	8	10	6.58	5.60
EPC4Z	90	133	76	67	41	1.6	89 x 140	8	10	5.02	5.47



EPC4Z Dimensions



PC4Z Dimensions

### PC4Z & EPC4Z - 89 x 185 Post - Fixings & Performance Values

References	Dimensions [mm]						Post size [mm]	Fasteners (3.75 x 75mm)		Safe Working Loads [kN]	
	A	B	C	D	E	Thickness		Post	Beam	Uplift short term	Lateral (Short Term)
PC4Z	90	178	76	67	41	1.6	89 x 185	8	10	6.58	6.14
EPC4Z	90	133	76	67	41	1.6	89 x 185	8	10	5.02	5.47



www.strongtie.co.uk

SIMPSON

Strong-Tie®

Winchester Road Cardinal Point Tamworth Staffordshire B78  
3HG  
tel: +44 1827 255600  
fax: +44 1827 255616

Copyright by Simpson Strong-Tie®

Information presented on this document is the exclusive property of Simpson Strong-Tie®  
It is valid only when associated with products supplied by Simpson Strong-Tie®

EPC-PC  
Post Cap & EPC End Post  
Cap

2023-05-10